


ACCESSORIES LIST



HOW TO TURN ON THE DEVICE

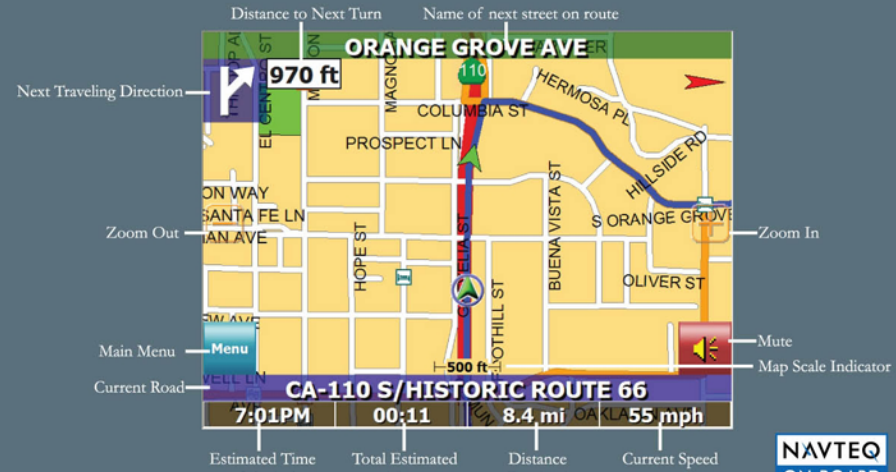


Peel the protective sticker off the GPS



Press the "ON" button located on top of the GPS

KEYPAD OPERATION AND SCREEN ICONS




NAVTEQ ON BOARD

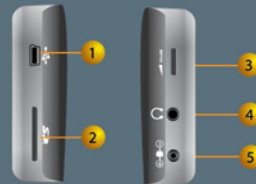
UNIT VIEW DESCRIPTION



1. POWER button - Press the power button to enter or exit the standby mode.
2. LCD Screen



1. External GPS antenna jack (optional)
2. Speaker



1. USB Port
2. SD Memory Card slot
3. Volume
4. Headphone Jack - Used to connect headphones for private listening. When the headphones are connected to this jack, the speaker will be turned off automatically.
5. DC Input Jack - Used to connect to the supplied power adaptor.

QUICK STEPS TO NAVIGATE



USING THE MOUNTING BRACKET

When using the unit in vehicle, you can use the supplied mounting assemblies (mounting bracket, mounting cradle and dashboard mount disk) to mount the unit in the vehicle. Take the following steps to operate:



1. Slide the mounting cradle onto the end of the mounting bracket.
2. Lift the suction cup lever.
3. To mount to windshield, press the suction cup to the windshield and press down on the suction cup lever. To mount to dashboard, use the included adhesive disk. Choose a clean, dry spot on your dashboard, peel off protection liner from the back of the disk, and then attach the disk to your dashboard.

Safety Advice



We strongly recommend that you observe the usage precautions laid out in this instruction. In no event will Nextar be liable for any indirect, incidental, special or consequential damages to any persons caused by Nextar's negligence, or for any lost profits, lost savings, loss of use, lost revenues or lost data arising from or relating to this device, even if Nextar has been advised of the possibility of such damages. In no event will Nextar's liability or damages to you or any other person ever exceed the amount paid by you for the device, regardless of the form of the claim. Some countries/states do not allow the limitations or exclusion of liability for incidental or consequential damages, so the above limitation or exclusion may not apply to you.